



Naubuc Summer Songs



CELLO

Summer 2025

www.naubucstrings.com

How to use this packet...

- These are songs you can learn over the summer and perform for family and friends!
- You will have to figure out the note names for each song, but there is a cheat sheet on the next page.
- Learning how to read music is an important skill for 5th and 6th grade, since the notes won't be written in the music anymore.
- **3 steps for each song...**
 - Write in note names
 - Learn how to play pizzicato
 - Finally, add the bow
- There is a video about how to use the cheat sheet on www.naubucstrings.com.

Note Reading Cheat Sheet


C
E
L
L
O

C String Notes



Name: C	D	E Flat	E	F
Finger: 0	1	2	3	4

G String Notes




Name: G	A	B Flat	B	C
Finger: 0	1	2	3	4

D String Notes



Name: D	E Flat	E	F	F Sharp	G
Finger: 0	Low 1	1	2	3	4

A String Notes



Name: A	B Flat	B	C	C Sharp	D
Finger: 0	Low 1	1	2	3	4

C
E
L
L
O

Morning Song

The first line of note names and finger numbers have been added in as an example!

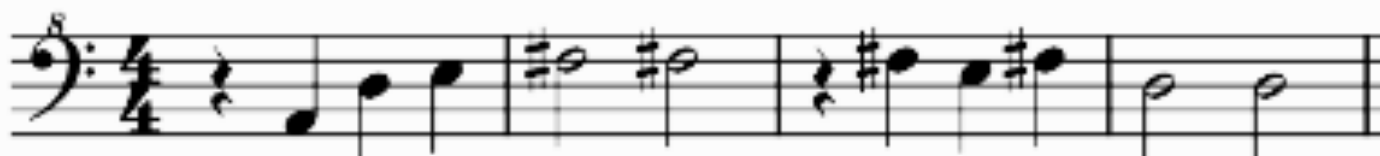


A	F#	E	D	E	F#	A	F#	E	D	E	F#	E	F#
0	3	1	0	1	3	0	3	1	0	1	3	1	3




You are my Sunshine

The first line of note names and finger numbers have been added in as an example!




A*	D	E	F#	F#	F#	E	F#	D	D
1*	0	1	3	3	3	1	3	0	0



*This note is low A (1 finger on the G string)

Star Wars!

The first line of note names and finger numbers have been added in as an example!



Chicken Dance

***IMPORTANT:** The F's and C's are NOT sharp in this song. Check out the video about Chicken Dance on www.naubucstrings.com for details.

